

X1 Telemetry Wireframes

Client: **All**

Metric Type: **Alerting: Statistics - Telemetry**

Reset

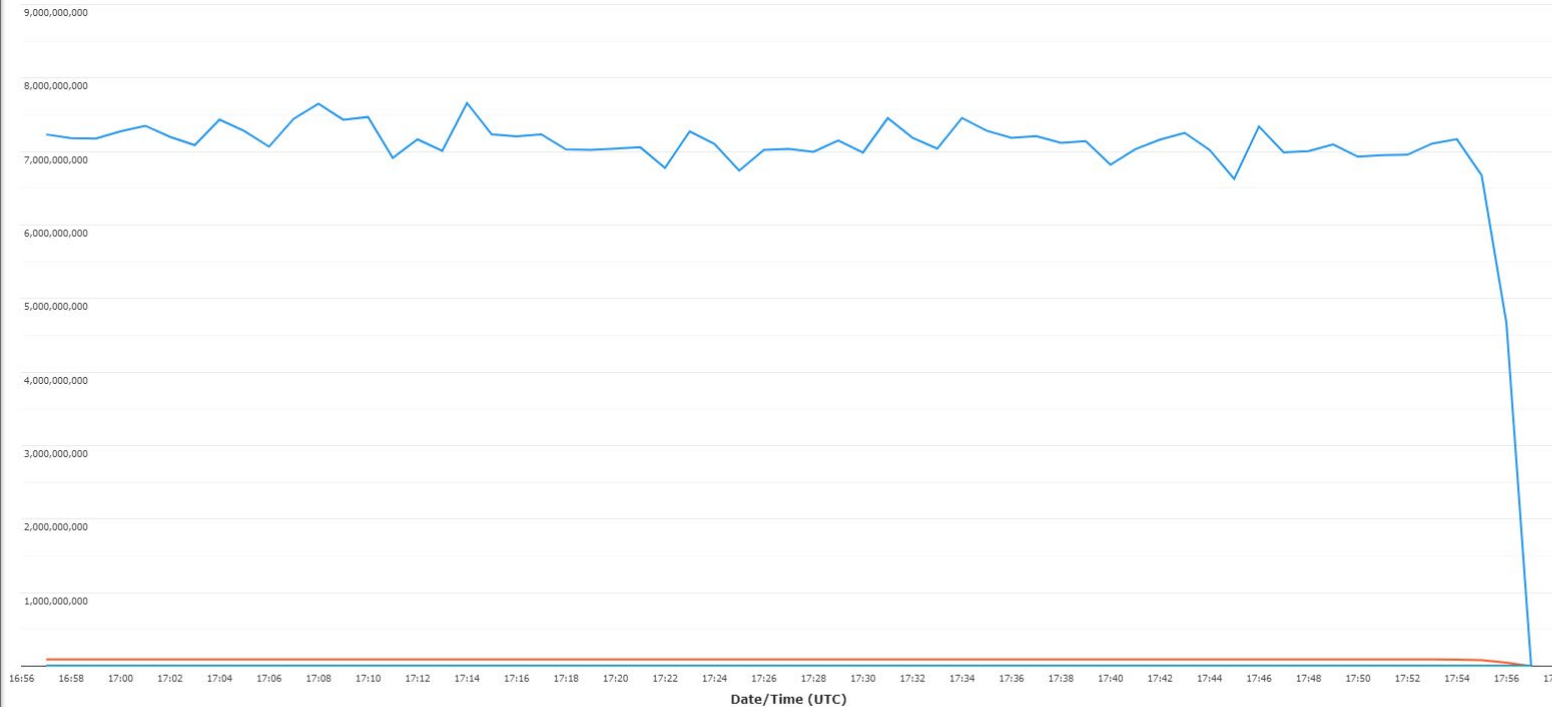
Alerting: Statistics - Telemetry

Time Frame (UTC): **Last Hour**

Granularity: 1 Minute 15 Minutes 1 Hour 1 Day
 Auto-Refresh

Open Filters

Filters Information... Filters Information... Filters Information... Filters Information... Filters Information... Filters Information... Filters Information... Filters Information... Filters Information... Filters Information...
Filters Information... Filters Information... Filters Information... Filters Information... Filters Information... Filters Information... Filters Information... Filters Information... Filters Information...



- Merge Sort
- smart-xre [avg: 6,981,144,200.54]
 - smart-linchpin [avg: 89,216,669.3]
 - smart-coast [avg: 7,040,393.56]
 - smart-lpp [avg: 971,016.75]
 - smart-linchpinlt [avg: 630,448.07]
 - smart-xstream [avg: 326,106.04]
 - smart-dvr [avg: 207,945.69]
 - smart-rms [avg: 76,605.62]
 - smart-papi [avg: 7,695.17]
 - smart-manitoba [avg: 6,646.82]
 - unknown [avg: 1,170.26]
 - smart-myaccount [avg: 29.69]
 - smart-sportsapp [avg: 2.07]
 - smart-fuze [avg: 2.03]
 - inttest [avg: 0.59]

X1 Telemetry
Reset

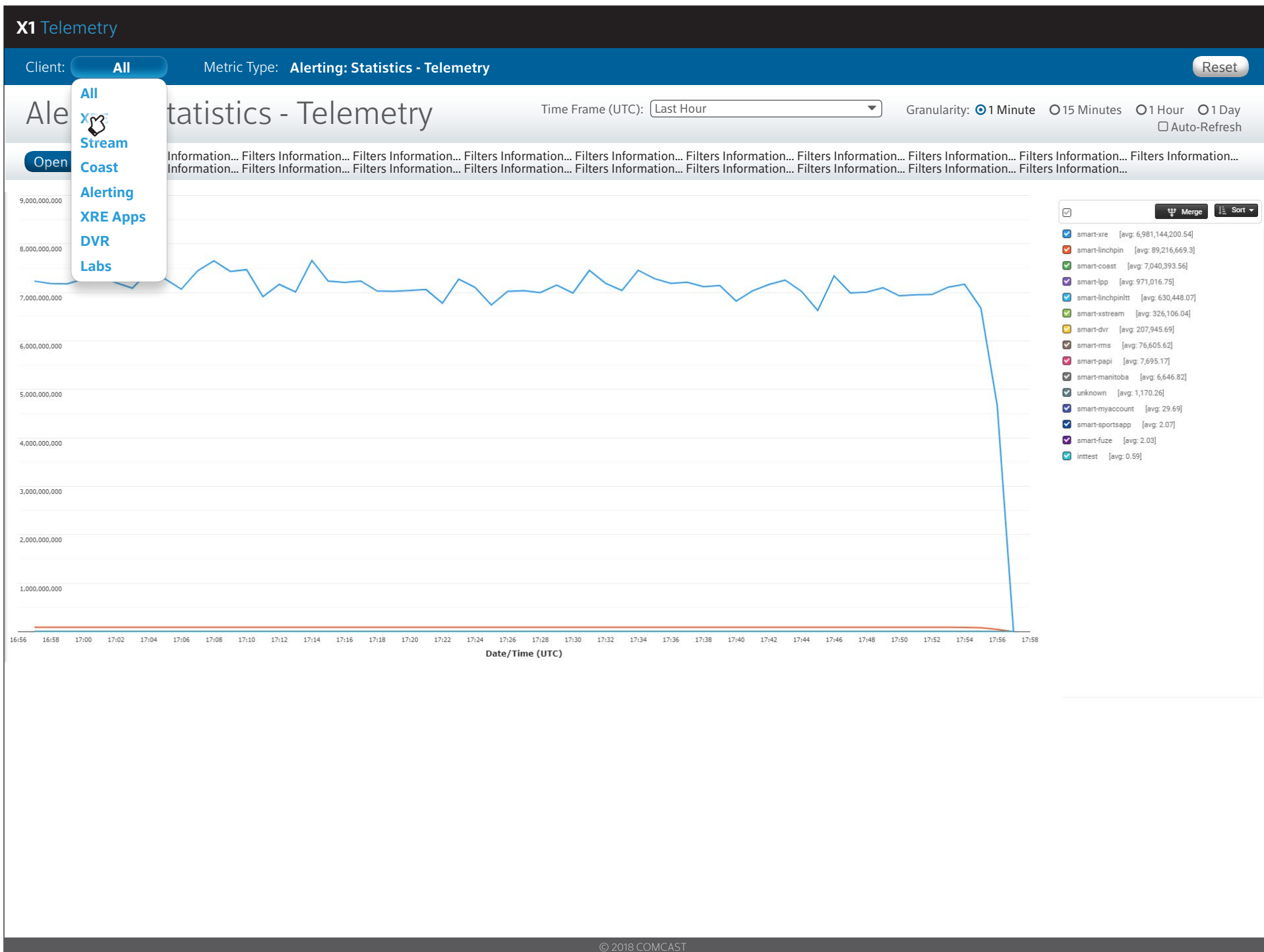
Client: All
Metric Type: **Alerting: Statistics - Telemetry**

XRE	Stream	DVR	Labs
<ul style="list-style-type: none"> Connection States Realtime Historic Connection States Over Time Reconnects Media Tuning Tune Success Rate Average Tune Latency Total Tune Requests Tune Failure Rate Failure Analysis Top Failure Types Failure CA ERROR Count Media Tuning GRAM QAM vs IP Comparison Tuning Metrics by Memberships Error Breakdown Errors Overlay Errors Last Overlay Shingles Error Free Counts Percentages Session Sessions Active Sessions Time Spent On X1 	<ul style="list-style-type: none"> Data Services Data Services Dashboard Success Rates Requests vs Failures Volume of Errors Average Duration Duration Count X1 Features Total Occurrences Features Duration Success Rate Features Errors XRE Performance XRE Performance Percentiles XRE Overall Performance Violations XRE STB Performance Violations XRE Owner Class Counts XRE Transactions Miscellaneous Daily report VREX Last UI States Top 10 last scene Call In Data Preferences 	<ul style="list-style-type: none"> Active Sessions Active Session Error Free Rate Video Playback Available Percentage Buckets User Facing Errors Video Errors VASP Real time <li style="background-color: #333; color: white; padding: 2px;">CoAST CoAST <li style="background-color: #333; color: white; padding: 2px;">Alerting Statistics - Telemetry Statistics - Metrics SMART Alerts <li style="background-color: #333; color: white; padding: 2px;">XRE Apps Connection States 	<ul style="list-style-type: none"> DVR Dashboard Function Count POSTCOMPLETE - Response Code Count ENGINE (SWoS) - Average Time Taken per Function ENGINE (SWoS) - Request Count per Function SWSPOST - Request Count per Function SWSGET - Count of Events Taking More than 5 Seconds SWSGET - Response Code Count SWSGET - Average Time Taken per Function Sports Sports Charts VREX VREX XHOME Dashboard Dashboard XHOME Metrics Metrics Health Health Violations per Stack Health Violation per Stacks Closed Captioning Tunes with Closed Captioning ON/OFF Track and Preferred Track Comparison Tunes with Closed Captioning Error/Success Percentage
			<ul style="list-style-type: none"> Replaced This Sprint Connection States - Comet Connection States Over Time - Comet Reconnects - Comet Last Overlay - Comet Top 10 Last UI states - Comet Top 10 Last Scene - Comet Sports Sports Charts VREX VREX XHOME Dashboard Dashboard XHOME Metrics Metrics Health Health Violations per Stack Health Violation per Stacks Closed Captioning Tunes with Closed Captioning ON/OFF Track and Preferred Track Comparison Tunes with Closed Captioning Error/Success Percentage
			<ul style="list-style-type: none"> EAS EAN EAS EAN Success rate EAS EAN Counts EAS EAN User State EAS EAN Failure breakdown Time Spent Watching Time Spent On X1 per Day Average Time Spent On X1 Per STB Connection States (New Data Service) Connection State Totals Connection States Connection State Changes Over Time Reconnects DVR (RTTEL-2817) DVR Dashboard Function Count POSTCOMPLETE ENGINE (SWoS) - Average Time Taken per Function ENGINE (SWoS) - Request Count per Function SWSPOST SWSGET Slow SWSGET Count SWSGET - Average Time Taken per Function Discontinued Charts

© 2018 COMCAST

3

Client drop-down menu for selecting a single client option (on click)



Client drop-down menu after selecting a single client

X1 Telemetry

Client: **XRE** Metric Type: **XRE: QAM vs IP Comparison** Reset

XRE

- Connection States**
 - Realtime
 - Historic
 - Connection States Over Time
 - Reconnects
- Media Tuning**
 - Tune Success Rate
 - Average Tune Latency
 - Total Tune Requests
 - Tune Failure Rate
 - Failure Analysis
 - Top Failure Types
 - Failure CA ERROR Count
- Media Tuning GRAM**
 - QAM vs IP Comparison
 - Tuning Metrics by Memberships
 - Error Breakdown
- Errors**
 - Overlay Errors
 - Last Overlay
 - Shingles
- Error Free**
 - Counts
 - Percentages
 - Session
- Sessions**
 - Active Sessions
 - Time Spent On X1
- Data Services**
 - Data Services Dashboard
 - Success Rates
 - Requests vs Failures
 - Volume of Errors
 - Average Duration
 - Duration Count
- X1 Features**
 - Total Occurrences
 - Features Duration
 - Success Rate
 - Features Errors
- XRE Performance**
 - XRE Performance Percentiles
 - XRE Overall Performance Violations
 - XRE STB Performance Violations
 - XRE Owner Class Counts
 - XRE Transactions
- Miscellaneous**
 - Daily Report
 - VREX
 - Last UI States
 - Top 10 last scene
 - Call In Data
 - Preferences

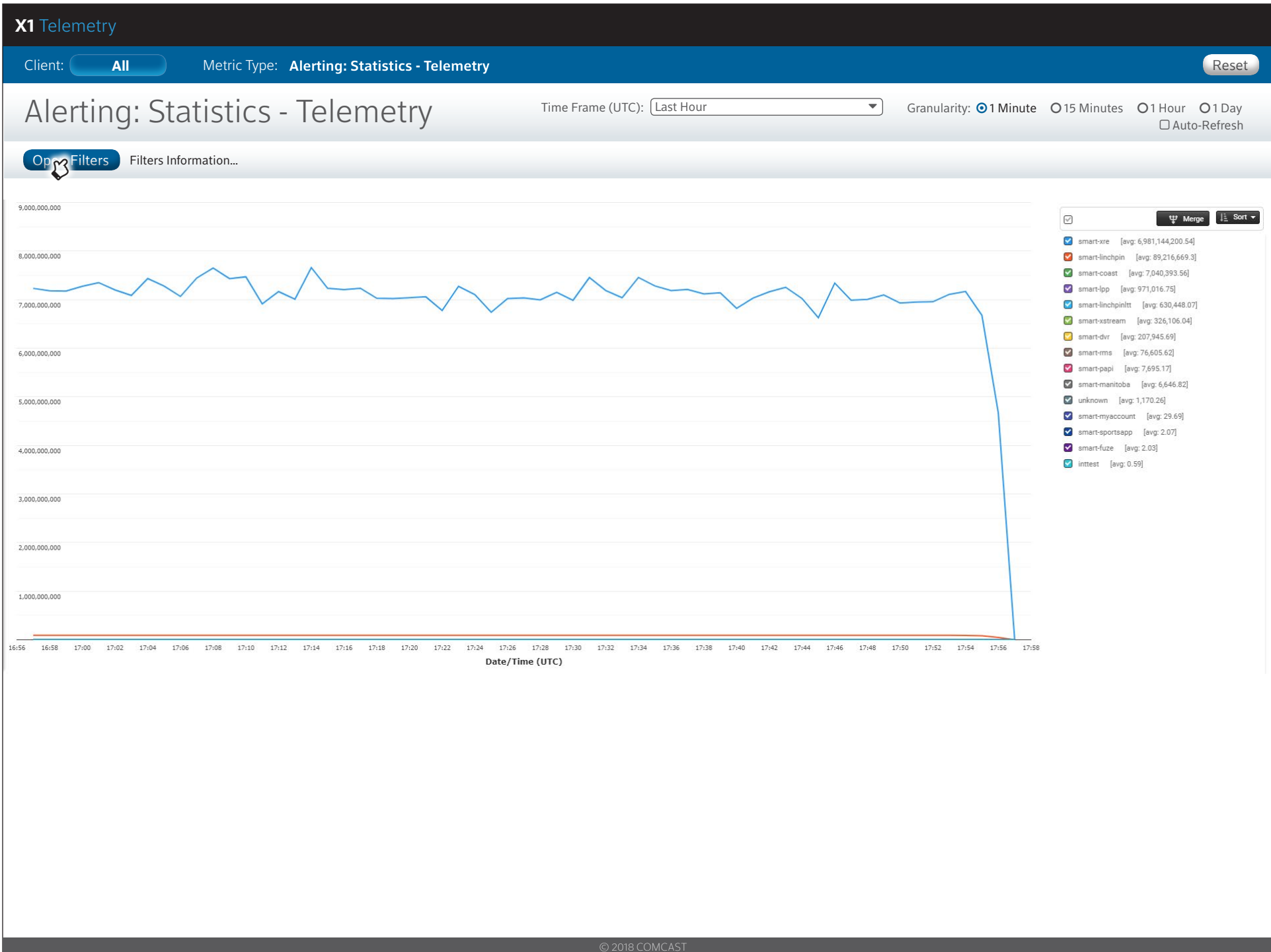
5,000,000,000
4,000,000,000
3,000,000,000
2,000,000,000
1,000,000,000
0

16:56 16:58 17:00 17:02 17:04 17:06 17:08 17:10 17:12 17:14 17:16 17:18 17:20 17:22 17:24 17:26 17:28 17:30 17:32 17:34 17:36 17:38 17:40 17:42 17:44 17:46 17:48 17:50 17:52 17:54 17:56 17:58

Date/Time (UTC)

- smart-manitoba [avg: 6,646.82]
- unknown [avg: 1,170.26]
- smart-myaccount [avg: 29.69]
- smart-sportsapp [avg: 2.07]
- smart-fuze [avg: 2.03]
- inttest [avg: 0.59]

Open Filters button for filters accordion section (on click)



X1 Telemetry

Client: **All** Metric Type: **Alerting: Statistics - Telemetry** Reset

Connection States: Over Time

Time Frame (UTC): **Last Hour** Granularity: 1 Minute 15 Minutes 1 Hour 1 Day Auto-Refresh

Close Filters Filters Information...

Filters

Apply Filters

Group by: All Guide Version Partner Region
 Connection State Market Receiver Platform Stack
 Device Make IP Version Receiver Version TLS Connection

Filter by:

- Connection State
- Device Make
- Guide Version
- Market
- IP Version
- Partner
- Receiver Platform
- Receiver Version
- Region
- Stack
- TLS Connection

Filters:

<input type="checkbox"/> All	<input type="checkbox"/> xg1_v3	<input type="checkbox"/> xg2_v2
<input type="checkbox"/> null	<input type="checkbox"/> xg1rm	<input type="checkbox"/> xg2v2
<input type="checkbox"/> rng150	<input type="checkbox"/> xg1v3	<input type="checkbox"/> xi3
<input type="checkbox"/> xg1	<input type="checkbox"/> xg1v4	<input type="checkbox"/> xi5

Device Make	Avg Value
smart-xre	[avg: 6,981,144,200.54]
smart-linchpin	[avg: 89,216,669.3]
smart-coast	[avg: 7,040,393.56]
smart-lpp	[avg: 971,016.75]
smart-linchpinlitt	[avg: 630,448.07]
smart-xstream	[avg: 326,106.04]
smart-dvr	[avg: 207,945.69]
smart-rms	[avg: 76,605.62]
smart-papi	[avg: 7,695.17]
smart-manitoba	[avg: 6,646.82]
unknown	[avg: 1,170.26]

Filters Accordion in open state, **Group by** option selected, **Filter by** options checked, **Device Make** selected to show selected filters
 (selected filters display at top of list, move back to default locations if deselected)

X1 Telemetry
Client: All Metric Type: Alerting: Statistics - Telemetry Reset

Connection States: Over Time

Time Frame (UTC): Last Hour
Granularity: 1 Minute 15 Minutes 1 Hour 1 Day Auto-Refresh

Close Filters
Filters Information... Filters Information... Filters Information... Filters Information... Filters Information... Filters Information... Filters Information... Filters Information... Filters Information... Filters Information...

Filters
Apply Filters

Group by:

All

Connection State

Device Make

Guide Version

Market

IP Version

Partner

Receiver Platform

Receiver Version

Region

Stack

TLS Connection

Filter by:

- Connection State
- Device Make
- Guide Version
- Market
- IP Version
- Partner
- Receiver Platform
- Receiver Version
- Region
- Stack
- TLS Connection

Filters: 4 selected

<input checked="" type="checkbox"/> rng150	<input type="checkbox"/> All	<input type="checkbox"/> xg1v3
<input checked="" type="checkbox"/> xg1rm	<input type="checkbox"/> null	<input type="checkbox"/> xg1v4
<input checked="" type="checkbox"/> xg2_v2	<input type="checkbox"/> xg1	<input type="checkbox"/> xg2v2
<input checked="" type="checkbox"/> xid	<input type="checkbox"/> xg1_v3	<input type="checkbox"/> xi3

Merge Sort

- smart-xre [avg: 6,981,144,200.54]
- smart-linchpin [avg: 89,216,669.3]
- smart-coast [avg: 7,040,393.56]
- smart-lpp [avg: 971,016.75]
- smart-linchpinlitt [avg: 630,448.07]
- smart-xstream [avg: 326,106.04]
- smart-dvr [avg: 207,945.69]
- smart-rms [avg: 76,605.62]
- smart-papi [avg: 7,695.17]
- smart-manitoba [avg: 6,646.82]

© 2018 COMCAST

Client: **All**

Metric Type: **Alerting: Statistics - Telemetry**

Reset

Alerting: Statistics - Telemetry

Time Frame (UTC): **Last Hour**

Granularity: 1 Minute 15 Minutes 1 Hour 1 Day
 Auto-Refresh

Close Filters Filters Information...

Filters Apply Filters

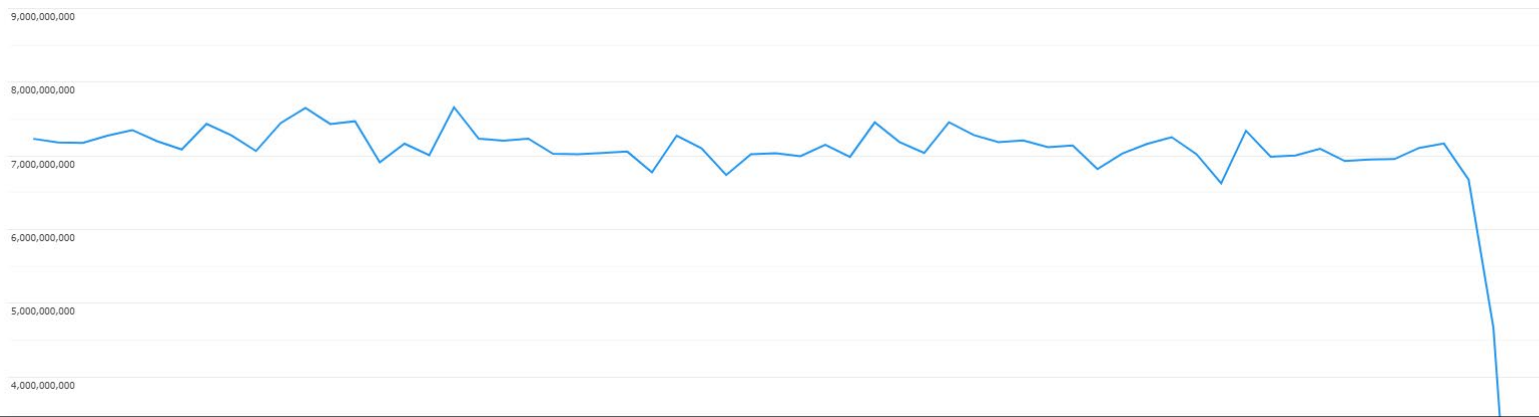
Group by: Client Host Metric Type Stack

Filter by:

- Client
- Host
- Metric Type
- Stack

Filters: 183 selected

<input checked="" type="checkbox"/> All	<input checked="" type="checkbox"/> inttest.rttel_2578_counter_2	<input checked="" type="checkbox"/> dvr.dvr_dataservice_metrics
<input checked="" type="checkbox"/> addseries.over5sec	<input checked="" type="checkbox"/> linchpin.actor_queue_size	<input checked="" type="checkbox"/> fuze.ping_pong_metric
<input checked="" type="checkbox"/> coast.amazon_sqs_response	<input checked="" type="checkbox"/> linchpin.got_llp_response	<input checked="" type="checkbox"/> inttest.rttel_2578_counter_1
<input checked="" type="checkbox"/> coast.cassandra_error	<input checked="" type="checkbox"/> linchpin.heartbeat	<input checked="" type="checkbox"/> inttest.rttel_2578_counter_2
<input checked="" type="checkbox"/> coast.cassandra_response	<input checked="" type="checkbox"/> addseries.over5sec	<input checked="" type="checkbox"/> linchpin.actor_queue_size
<input checked="" type="checkbox"/> coast.ds_response	<input checked="" type="checkbox"/> coast.amazon_sqs_response	<input checked="" type="checkbox"/> linchpin.got_llp_response
<input checked="" type="checkbox"/> coast.min_data_priority	<input checked="" type="checkbox"/> coast.cassandra_error	<input checked="" type="checkbox"/> linchpin.heartbeat
<input checked="" type="checkbox"/> dvr.dvr_dataservice_metrics	<input checked="" type="checkbox"/> coast.cassandra_response	<input checked="" type="checkbox"/> addseries.over5sec
<input checked="" type="checkbox"/> fuze.ping_pong_metric	<input checked="" type="checkbox"/> coast.ds_response	<input checked="" type="checkbox"/> coast.amazon_sqs_response
<input checked="" type="checkbox"/> inttest.rttel_2578_counter_1	<input checked="" type="checkbox"/> coast.min_data_priority	<input checked="" type="checkbox"/> coast.cassandra_error



Item	Avg
<input checked="" type="checkbox"/> smart-xre	[avg: 6,981,144,200.54]
<input checked="" type="checkbox"/> smart-linchpin	[avg: 89,216,669.3]
<input checked="" type="checkbox"/> smart-coast	[avg: 7,040,393.56]
<input checked="" type="checkbox"/> smart-lpp	[avg: 971,016.75]
<input checked="" type="checkbox"/> smart-linchpinlnt	[avg: 630,448.07]
<input checked="" type="checkbox"/> smart-xstream	[avg: 326,106.04]
<input checked="" type="checkbox"/> smart-dvr	[avg: 207,945.69]
<input checked="" type="checkbox"/> smart-rms	[avg: 76,605.62]
<input checked="" type="checkbox"/> smart-papi	[avg: 7,695.17]
<input checked="" type="checkbox"/> smart-manitoba	[avg: 6,646.82]
<input checked="" type="checkbox"/> unknown	[avg: 1,170.26]
<input checked="" type="checkbox"/> smart-myaccount	[avg: 29.69]
<input checked="" type="checkbox"/> smart-sportsapp	[avg: 2.07]
<input checked="" type="checkbox"/> smart-fuze	[avg: 2.03]
<input checked="" type="checkbox"/> inttest	[avg: 0.99]

Client: **All**

Metric Type: **Alerting: Statistics - Telemetry**

Reset

Alerting: Statistics - Telemetry

Time Frame (UTC): **Last Hour**

Granularity: 1 Minute 15 Minutes 1 Hour 1 Day
 Auto-Refresh

Close Filters Filters Information...

Filters Apply Filters

Group by: Client Host Metric Type Stack

Filter by:

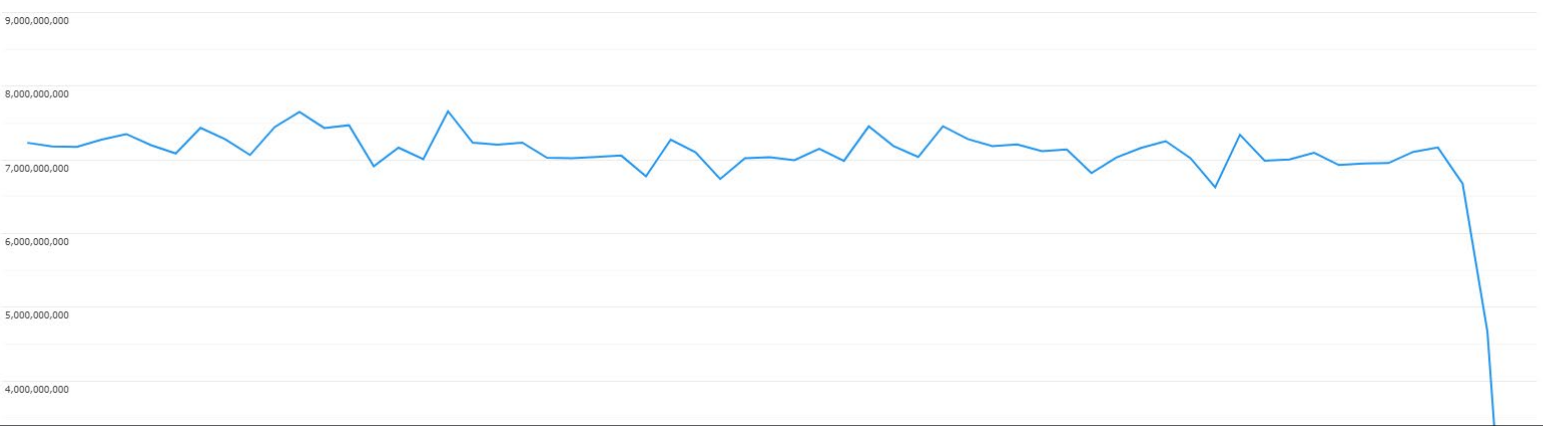
- Client
- Host
- Metric Type
- Stack

Filters: 4 selected

- coast.cassandra_error
- linchpin.actor_queue_size
- xre.app_failure_metric
- App ID
- Event Type
- Reason
- Reason 1
- Reason 2
- Reason 3
- All

- addseries.over5sec
- coast.amazon_sqs_response
- coast.cassandra_response
- coast.ds_response
- coast.min_data_priority
- dvr.dvr_dataservice_metrics
- fuze.ping_pong_metric
- inttest.rttel_2578_counter_1
- inttest.rttel_2578_counter_2
- linchpin.got_llp_response

- inttest.rttel_2578_counter_2
- linchpin.actor_queue_size
- linchpin.got_llp_response
- linchpin.heartbeat
- addseries.over5sec
- coast.amazon_sqs_response
- coast.cassandra_error
- coast.cassandra_response
- coast.ds_response
- coast.min_data_priority



Merge Sort

<input checked="" type="checkbox"/>	smart-xre	[avg: 6,981,144,200.54]
<input checked="" type="checkbox"/>	smart-linchpin	[avg: 89,216,669.3]
<input checked="" type="checkbox"/>	smart-coast	[avg: 7,040,393.56]
<input checked="" type="checkbox"/>	smart-lpp	[avg: 971,016.75]
<input checked="" type="checkbox"/>	smart-linchpinlnt	[avg: 630,448.07]
<input checked="" type="checkbox"/>	smart-xstream	[avg: 326,106.04]
<input checked="" type="checkbox"/>	smart-dvr	[avg: 207,945.69]
<input checked="" type="checkbox"/>	smart-rms	[avg: 76,605.62]
<input checked="" type="checkbox"/>	smart-papi	[avg: 7,695.17]
<input checked="" type="checkbox"/>	smart-manitoba	[avg: 6,646.82]
<input checked="" type="checkbox"/>	unknown	[avg: 1,170.26]
<input checked="" type="checkbox"/>	smart-myaccount	[avg: 29.69]
<input checked="" type="checkbox"/>	smart-sportsapp	[avg: 2.07]
<input checked="" type="checkbox"/>	smart-fuze	[avg: 2.03]
<input checked="" type="checkbox"/>	inttest	[avg: 0.59]

XRE: Connection States

Time Frame (UTC): Last Hour

Granularity: 1 Minute 15 Minutes 1 Hour 1 Day Auto-Refresh

Apply

